

# COLLABORATE CIVIL PROTECTION STARTS WITH YOU



## USEFUL CONTACTS






# PREVENT PLAN RESCUE

**Municipal Civil Protection Service of Almada**  
Rua dos Lusíadas - Bairro do Matadouro  
2800-221 Pragal  
Tel.: 212 946 577  
[cm-almada.pt](mailto:cm-almada.pt)  
[protecao.civil@cm-almada.pt](mailto:protecao.civil@cm-almada.pt)



## USEFUL CONTACTS

## ACCIDENTS WITH DANGEROUS SUBSTANCES - WHAT TO DO?

### PREVENTION MEASURES









-  Know the public information of emergency plans from establishments in your area that involve hazardous materials;
-  Organize an evacuation plan with your family, defining a meeting point;
-  Have insulating materials available for doors, windows, chimneys, and ventilation systems.

### DURING THE ACCIDENT


-  React calmly but quickly;
-  Stay informed through communication channels and follow instructions from Civil Protection or other emergency services.



## IF ADVISED AND IT IS SAFE TO STAY:

-  Remain indoors and seal your home from the outside;
-  Immediately close the gas safety valve, extinguish any flames, and turn off heating and/or ventilation appliances;
-  Seal doors, windows, chimneys, and ventilation systems;
-  Move to the most interior room of the house and wait for instructions;
-  Cover your mouth with wet cloths if you smell any odour or feel irritation;
-  Protect your eyes, and if you experience irritation, rinse them thoroughly with water for several minutes;
-  If in a vehicle, close the windows and turn off the ventilation;
-  If walking, move quickly and safely away from the wind direction, covering your mouth, nose, and eyes, and minimizing exposed skin.

### IN CASE OF EVACUATION

-  Leave the area quickly, follow instructions from Civil Protection or other emergency services, and if possible, proceed to the meeting point defined by your family.

## SELF-PROTECTION MEASURES



# SEVESO Industries

Self-protection measures



**CMA** CÂMARA MUNICIPAL DE ALMADA





TAGUS RIVER

OZ Energia Gás, S.A.

ETC – Terminais Marítimos, S.A.




Repsol Portuguesa, S.A.

The **"Seveso III"** Directive requires European countries to identify high-risk industrial facilities and take appropriate measures to prevent serious accidents involving hazardous substances. It aims to limit the impact of such accidents on human health and the environment and to ensure high levels of protection.



## HIGH-RISK ESTABLISHMENTS IN THE MUNICIPALITY OF ALMADA

In the municipality of Almada, within the union of the parishes of Trafaria and Caparica, there are 3 high-risk establishments:

-  OZ Energia Gás, S.A.
-  ETC-Terminais Marítimos, S.A.
-  Repsol Portuguesa, S.A.

These industries are engaged in the storage and dispatch of LPG (Liquefied Petroleum Gas), fuels, and fuel oil.

## SEVESO INDUSTRIES

### WHAT IS A MAJOR ACCIDENT?

A major accident is an event such as a release of substances, a fire, or an explosion of significant proportions, resulting from uncontrolled developments occurring during the operation of an establishment, which poses a serious, immediate, or delayed threat to human health and/or the environment, and involves one or more hazardous substances.



**FOLLOW THE SELF-PROTECTION MEASURES IN THIS LEAFLET AND SHARE THEM!**

### THE EXTERNAL EMERGENCY PLAN AND SIMULATION EXERCISES

The external emergency plan, which is the responsibility of the Municipal Chamber, aims primarily to mitigate and limit external damage from the establishment by organizing various entities and civil protection agents for the protection of the population.

In this context, the Municipality of Almada conducts simulation exercises of the external emergency plan through the Municipal Civil Protection Service at least every three years.

## EXTERNAL EMERGENCY PLAN